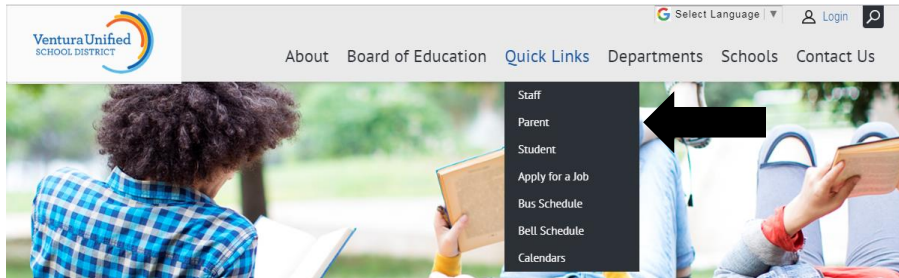


Parent Connection Login Information

To receive your PIN and Password, visit the VUSD website @ <http://www.venturausd.org/>

1. In the Quick Links dropdown menu, select Parents.



2. In the Helpful Links area, click "Q Parent Connection."

Helpful Links

- Q Parent Connection
- Q Parent Connection - Help
- Free/Reduced Meal Applications
- Lunch Menus
- Next Generation Science
- Standards (NGSS) Information

3. Click "Need Your Login Information?"

A screenshot of the 'ParentConnection Login' form. It features two input fields: 'PIN:' and 'Password:'. Below the fields is a 'Log In' button. At the bottom of the form, there is a link that says 'Need Your Login Information?'. A black arrow points to this link.

4. Enter the email address that you provided on your child's Emergency Card.

Ventura U S D

ParentConnection Login Information

Please enter your email address. Your PIN and Password will be emailed to you. If you are still experiencing problems logging in, please contact your student's school for additional assistance.

Email Address:

Note: Information sent through email is not protected from interception by other parties. It is recommended that, after successful login, you click on the 'Account' link and change your account password.

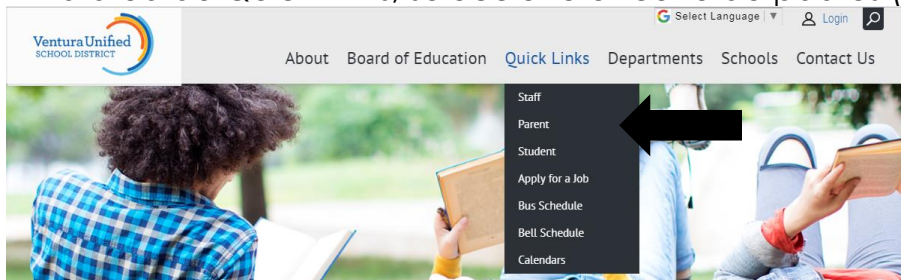
5. Click Submit.

6. Check your email, your PIN and PASSWORD will be sent to your email.

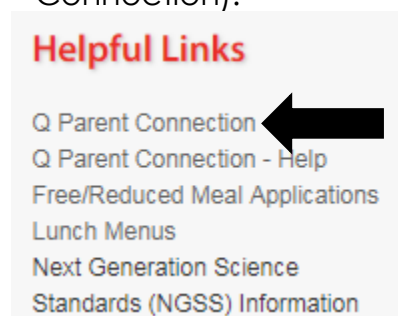
Su información para ingresar a la conexión de padres

Para recibir su PIN y Contraseña, visite el sitio web @ <http://www.venturausd.org/>

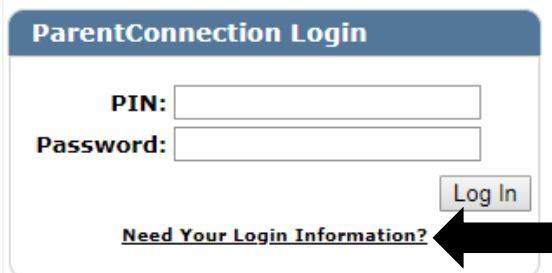
1. En la área de Quick Links, seleccione el icono de padres (Parents).



2. En la lista de enlaces útiles (Helpful Links), seleccione Conexión de Padres (Q Parent Connection).



3. Haga clic en la frase "Need Your Login Information?" (¿Necesita su información para ingresar?)



4. Inscriba la dirección de correo electrónico que usted dio a la escuela.

Ventura U S D

ParentConnection Login Information

Please enter your email address. Your PIN and Password will be emailed to you. If you are still experiencing problems logging in, please contact your student's school for additional assistance.

Email Address:

Note: Information sent through email is not protected from interception by other parties. It is recommended that, after successful login, you click on the 'Account' link and change your account password.

5. Haga clic "Submit."
6. Revise su correo electrónico, su PIN y CONTRASEÑA se enviaran a su correo electrónico.